

## *Welcome to the Montessori Ivy League Academy*

We are very happy to have you as part of the Montessori family. This letter, and the following material, has important information regarding our school. We are excited to work together to help our children achieve their full potential. In order to do so, **we ask you to please keep in mind our school policies, procedures, and parent responsibilities.**

**First Day of School:** Beginning a new school is very exciting but comes with anxiety and nervousness for some parents and children. We will do our best to ensure a seamless transition and to ensure that each child feels loved, respected, and safe.

### *Important Notes:*

- Children must be dropped off and picked up in the reception area, so they can independently be escorted to their classrooms and back, respecting our Montessori way (parents are also welcome to walk their kids the first day of the school, and come back after a few minutes, and observe the child from the door window, or the camera TV screen placed in the conference room). Please kindly respect the sanctity of our classrooms, maintain silence, and do not disturb other students working.
- **Jewelry (of any kind) is not allowed due to safety reasons.** Please, do not bring toys to the schools; they are very distracting.
- Please be understanding with items that might get lost. We do our best, but since our focus is our children, things get lost. Please do not send items to school that have a special value to you.
- For the safety of our children, the staff will only perform administrative duties after 10 AM.
- Effective communications is important between our teachers and parents. Please always contact your child's teachers, if you have any questions or concerns via our **Montessori Compass platform** (**leaving messages at the front reception desk is not effective**). This includes phone conference, in-person conference, or any questions that you may have, for example about snacks, birthdays, etc.

## Steps for Montessori Compass:

**Example:** If your child is in classroom #2 (Prep classroom)

- Visit and login at [www.montessoricompass.com](http://www.montessoricompass.com)
- Select: Message
- Select: Compose message
- Look for the number of your child's classroom; it will show up in the system as follows: #2Prep classroom Email (teacher). Choose the correct classroom and start communicating directly with teachers.

## Steps for Paying Online, Ordering Meals & Uniform

### “Pay Online (MY PROCARE)” steps:

- 1- VISIT: [www.TheMontessori.com](http://www.TheMontessori.com)
- 2- SELECT: Our School
- 3- SELECT: Current Parent
- 4- Password: [themontessori.com](http://themontessori.com)
- 5- SELECT: My Procare
- 6- Type your Email Address (**same Email as you have given us**)
- 7- Set up your account/password
- 8- Pay Online

# Prep Class #2 Need List

---



## **“Order Meals” & “Order Uniform” steps**

1- VISIT: [www.TheMontessori.com](http://www.TheMontessori.com)

2- SELECT: **Our School**

3- SELECT: **Current Parent**

4- Password: **themontessori.com**

5- SELECT: **Order Meals OR Order Uniform**

6- Register for a free account:

State – **Florida**

District: **Montessori Ivy league**

IDST: **Last 4 digits of your cellphone number**

7- Choose the meals for the month **(9 days in advance)**

Class “need list” and “weekly snacks list” is included with this package. Please contact the teachers via Montessori compass if you need more clarifications.

**Happy Birthday Celebrations!** If your child is having a birthday soon, then please ask for a birthday form at the front desk and submit the completed form at least 4 days in advance, so we can book it for that special day and teachers can prepare a nice celebration.

# Prep Class #2 Need List


---



Dear Prep parents,

These are the supplies our children need over the period of the school year. We will keep you updated to replenish, if needed.

**Dress Code:** Children must come in uniform, closed shoes (no sandals or crocs). Each child must bring two sets of clothing to keep in school (shirt, shorts, socks and underwear). We would really appreciate if all **clothes are labelled**



# Prep Class #2 Need List

---



**Nap Time:** Full time students must bring their own twin size fitted sheet and cover every Monday. These items will go home on Fridays for washing.

*Please label all items with the child's name with large letters with a sharpie marker.*

**Snacks:** Each week, one child will be assigned to bring a snack, for the whole class, for the *following* week. The list of items will go home on **Thursdays**. Please email us if you have any questions. Please bring the snack items requested on **Mondays**.

*Please keep in mind that we serve snacks three times a day.*

**Lunch:** We teach healthy eating, manners, grace, and courtesy.











Each child must bring a healthy well-balanced lunch (**no sugary food items, such as gummy bears, cookies, etc...**). If it is home lunch, then please bring it in a thermos; **we do not warm up food**. Sippy cups/bottles (Class #1 only). Also, please ensure that there are no cartoon characters on the lunch boxes or sippy cups etc. Please pack everything in the **Montessori School Bag** (the one given at the time of registration).

**Pull-Ups (weekly):** Hygiene is important so that our kids are free of rashes & and other health issues. Please consider this chart (& your daily reports) to bring the pull-ups and wipes (Mondays).

- **20 pull-ups weekly: Part time schedule**
- **30 pull-ups weekly: Full time schedule till 3pm**
- **40 pull-ups weekly: Full time PLUS after care**

# Prep Class #2 Need List

## Supply List for Each Child:

<p>Diapers or pull-ups (any brand) <b>Please put your child's name on each</b></p>		<p>Four boxes of gallon Ziplock bags</p>	
<p>20 pull-ups weekly: Part time schedule, 30 pull-ups weekly: Full time schedule till 3pm, 40 pull-ups weekly: Full time PLUS after care.</p>			
<p>Plastic Storage bin for diapers, wipes, cream, change of clothes: 14 x 11 x 6.25</p>		<p>Please label your child's name on everything. Please ensure to bring a weeks's worth of supplies <b>only</b>, which fits in this plastic storage bin.</p>	
<p>Two Boxes of baby wipes of 192 CT and up every 2 weeks (any brand)</p>		<p>One table plant, with large leaves, with a water dish.</p>	
<p>One diaper rash cream (if needed, any brand)</p>		<p>One soccer ball</p>	
<p>Two play dough (different colors) large tubs</p>		<p>One storybook to add to classroom library. Must be age appropriate (No cartoon characters).</p>	
<p>One Thick crayons/triangle ones allowed (<b>thick</b> ones only please)</p>		<p>Two presentation folders for organization, with 2 pockets (one stays in the bag and one stays in the classroom).</p>	
			

# Prep Class #2 Need List



<p>Disposable bibs (you can get it at Walmart or Publix {any brand}).</p>	<p><small>The picture can't be displayed.</small></p>		<p>Two sets of my first pencil (<b>brand name is "My First Pencil"</b>) Only <b>thick</b> pencils please</p>	<p><small>The picture can't be displayed.</small></p>
---	---	--	--	---

<p>2 individual photos of your child and a family photo (<b>size: 4X6</b>)</p>		<p>1 digital photo each of your child and family members individually for our system and/or classroom projects.</p>	<p>Send it to: OPERATIONS@themontessori.com</p>
--	--	---	---

## Reminders:

- No pacifiers
- No backpacks
- No baby bottles (except for one year old)
- No toys or jewelries of any kind is allowed in school.
- No sleeping bags.

Looking Forward to a Great School Year!